





FY2026 College Goal Outcomes

 Teaching and Learning Excellence	 Lifelong Connections	 ECC Experience	 Fortify Our Future
<p><u>Goal 1. Completion</u> Increase the average number of credits earned per student during the first year from 12.03 to 12.36 with a stretch goal of 12.47 by June 30, 2026.</p> <p><u>FY2026 Outcome:</u> Target not achieved. The final completion rate of 11.97 fell below the FY26 baseline of 12.03. The average number of credits earned has decreased two years consecutively.</p>	<p><u>Goal 3. Enrollment</u> Increase total annual unduplicated enrollment of 16,895 students to 17,067 with a stretch goal of 17,121 students by April 6, 2026.</p> <p><u>FY2026 Outcome:</u> Target not achieved. Total enrollment reached 15,956 falling below the baseline of 16,895 by 939 unduplicated students.</p>	<p><u>Goal 5. Student Experience</u> Increase the number of unique students who participate in at least one of 16 targeted engagement activities from 5,442 to 5,586 with a stretch goal of 5,632 by May 15, 2026.</p> <p><u>FY2026 Outcome:</u> Target not achieved. The final number of 5,448 unique students increased by six unique students above the baseline of 5,442 but did not meet the target of 5,586, falling short by 138 students.</p>	<p><u>Goal 8. Student Affordability</u> Decrease the number of students with unmet need from 6,263 to 6,169 with a stretch goal of 6,139 by June 30, 2026.</p> <p><u>FY2026 Outcome:</u> Target not achieved. The final number of students with unmet need increased to 7,938, representing 1,675 additional students than the baseline.</p>
<p><u>Goal 2. Mastery of Learning Outcomes</u> Attain 80% average achievement among students of color in all general educational learning outcomes with a stretch goal of 90% by June 1, 2026.</p> <p><u>FY2026 Outcome:</u> Target partially achieved. Critical Thinking and Quantitative Literacy did not meet target of 80% falling short with 72% and 62% respectively. Communications, Information Literacy, and Scientific Literacy exceeded the target;</p>	<p><u>Goal 4. Credit Accumulation</u> Increase the total annual credit hour count from 180,036 to 180,565 with a stretch goal of 180,731 by June 30, 2026.</p> <p><u>FY2026 Outcome:</u> Target achieved. Total annual credit hour count of 180,669 exceeded the target of 180,565 by 104 credit hours, missing the stretch by 62.</p>	<p><u>Goal 6. Employee Experience</u> To achieve completed data literacy persona assessments from 791 employees (75%) with a stretch goal of 897 (85%) by March 30, 2026, to use as baseline data in FY27 goal.</p> <p><u>FY2026 Outcome:</u> Target not achieved. A total of 223 data literacy persona assessments were completed, representing 21% of employees falling short of the target by 568 employees or 54%.</p>	<p><u>Goal 9. Institutional Financial Health</u> Attain approval for proposed standardized student fee parameters by June 30, 2026, to be introduced for fall 2027 fees, with a stretch goal of introducing the parameters for fall 2026 fees.</p> <p><u>FY2026 Outcome:</u> Target not achieved. The proposed standardized student fee parameters were not presented for approval.</p>

<p>Cultural Literacy exceeded the stretch.</p> <p>Communications = 87% Critical Thinking = 72% GMC Literacy = 93% Information Literacy = 84% Quantitative Literacy = 62% Scientific Literacy = 85%</p>			
		<p><u>Goal 7. Community Experience</u> Ensure that the median 5-year earnings of the most recently available cohort of all ECC graduates is \$40,498 (75% of the living wage) with a stretch goal of \$53,997 (100%) by June 30, 2026.</p> <p><u>FY2026 Outcome:</u> Target achieved. The 5-year earnings of \$53,421 exceeded the target by \$12,923 (99%) missing the stretch by \$576 (1%).</p>	<p><u>Goal 10. Operational Efficiency</u> To achieve completed data literacy persona assessments from 791 employees (75%) with a stretch goal of 897 (85%) by March 30, 2027, to use as baseline data in FY27 goal.</p> <p><u>FY2026 Outcome:</u> Target not achieved. A total of 223 data literacy persona assessments were completed, representing 21% of employees falling short of the target by 568 employees or 54%.</p>