


 Teaching and Learning Excellence	 Lifelong Connections	 ECC Experience	 Fortify Our Future
<p>Goal 1. Completion Increase the percentage of students who complete their programs from 35.6% to 38.2% with a stretch goal of 39.0% by June 30, 2024.</p> <p>OUTCOME: Target not achieved. The final completion rate was 34.4%.</p>	<p>Goal 3. Enrollment Increase annual unduplicated enrollment from 13,840 students to 14,206 students with a stretch goal of 14,571 students by April 1, 2024.</p> <p>OUTCOME: Stretch exceeded. Total enrollment for FY24 reached 15,136 students.</p>	<p>Goal 5. Student Experience Increase the percentage of students responding "very satisfied" or "satisfied" to the overall satisfaction on the fall 2023 Current Student Survey from 91% to 93% with a stretch goal of 94% by December 18, 2023.</p> <p>OUTCOME: Target not achieved. The baseline of 91% was maintained, falling short of the 93% target.</p>	<p>Goal 8. Student Affordability Increase the average non-loan aid to student aid recipients (standardized to FTE) from \$2,745 to \$2,882 with a stretch goal of \$3,020 by June 30, 2024.</p> <p>OUTCOME: Target not achieved. The average non-loan aid awarded to students was \$2,695.</p>
<p>Goal 2. Mastery of Learning Outcomes Attain 80% average achievement among students of color in all general educational learning outcomes with a stretch goal of 90% by June 1, 2024.</p> <p>OUTCOME: Target partially achieved. On target with information literacy; exceeding the target with communications and global/multicultural literacy; and not meeting the target with quantitative and scientific literacy.</p>	<p>Goal 4. Credit Accumulation Increase the total annual credit hour count from 158,790 to 167,964 with a stretch goal of 177,137 by June 30, 2024.</p> <p>OUTCOME: Target exceeded. Total credit hour count of 175,467.</p>	<p>Goal 6. Employee Experience Maintain an overall mean of 3.956 with a stretch goal of 4.030 as measured by the PACE Campus Climate Survey administered in spring 2024.</p> <p>OUTCOME: Stretch exceeded. The ECC overall mean satisfaction rating of 4.087 exceeds the stretch goal by 0.057.</p>	<p>Goal 9. Institutional Financial Health Implement a common review/evaluation process for new (non-operational) budget requests above \$10,000 for FY25 budgeting (by April 1) with a stretch goal of implementing it by February 29, 2024.</p> <p>OUTCOME: Target achieved. The Budget Council used a scoring rubric to rank projects exceeding \$10,000 by April 1, 2024.</p>
		<p>Goal 7. Community Experience Implement Community Vibrancy metrics to collect baseline data for FY25 goal setting with a stretch goal of communicating baseline data to key external stakeholders by June 30, 2024.</p> <p>OUTCOME: Target achieved. Stretch goal was not achieved, communicated to some but not all stakeholders.</p>	<p>Goal 10. College Fundraising Raise unrestricted college campaign funds of at least \$1.5 million with a stretch goal of \$2 million by June 30, 2024.</p> <p>OUTCOME: Target achieved. Raised \$1,525,985 unrestricted campaign funds.</p>
			<p>Goal 11. Operational Efficiency Go live with a request/project tracking system with satisfaction survey for four service departments with a stretch goal of training departments for use in FY25 by June 30, 2024.</p> <p>OUTCOME: Target not achieved. Jira implementation has begun with a slightly delayed end-of-summer "go live" date and late fall department training.</p>